



I276060



MANUFACTURING COMPANY

LADDER AND CAGE ASSEMBLY



NOTES:

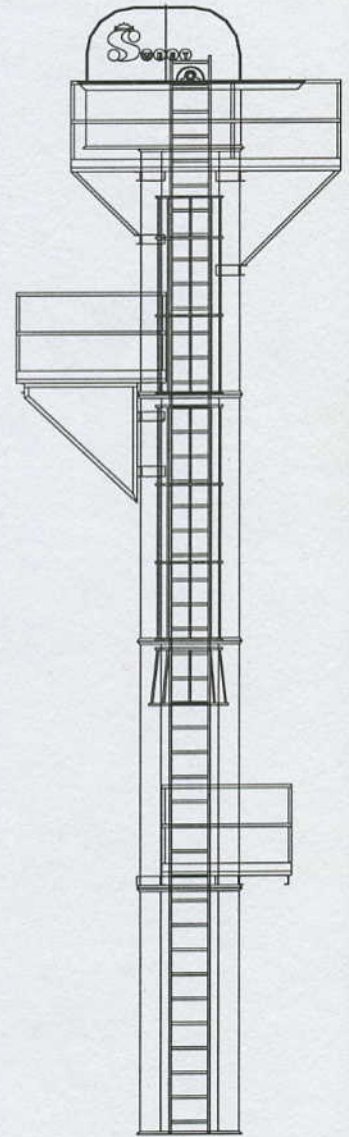
LADDERS PASSING THROUGH HEAD AND INTERMEDIATE PLATFORMS SHOULD BE 13 FEET IN LENGTH.

DISTRIBUTOR AND INTERMEDIATE PLATFORMS SHOULD BE MOUNTED ABOVE LEG FLANGE.

ALL ELEVATORS REQUIRE 275967, 10' CAGE FOR UNDER HEAD PLATFORM WHEN USING A DISTRIBUTOR PLATFORM EXCEPT: ATOM, APOLLO, BANTAM II, CANE, DART AND EXPO.

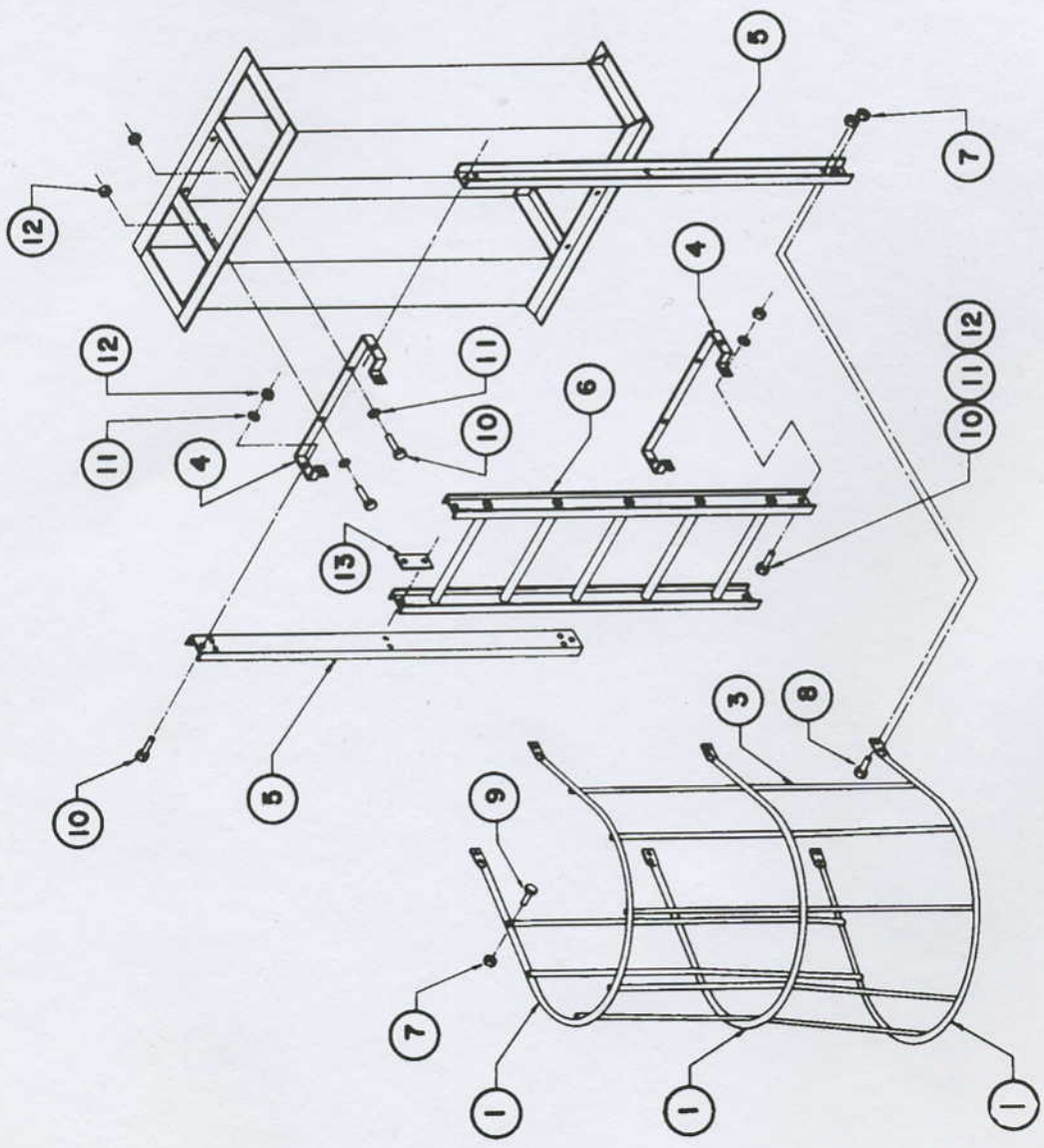
DEPENDING ON LOCATION OF SERVICE DOOR AND ODD SECTION OF TRUNKING, USE CORRECT CAGE SO THAT SIDE CHANNELS EXTEND THE FULL DISTANCE BETWEEN LEG FRAMES.

NOT ALL POSSIBLE LADDER AND CAGE COMBINATIONS ARE ILLUSTRATED.



BILL OF MATERIAL

ITEM	QTY	PART NUMBER	DESCRIPTION
13	2	275408	PLATE, SPLICE
12	12	400542	NUT, HEX 3/8-16, NYLON LOCK
11	12	400522	WASHER, FLAT 3/8
10	12	400082	BOLT, HEX HEAD 3/8-16 X 1
9	21	400045	BOLT, HEX HEAD 5/16-18 X 1 1/2
8	12	400042	BOLT, HEX HEAD 5/16-18 X 3/4
7	33	400541	NUT, HEX 5/16 X 18, NYLON LOCK
6	1	451547	LADDER 5 FOOT SECTION
5	2	276096	CHANNEL, RING MOUNTING
4	2	G276013	BRACKET, LADDER
3	7	276091	CONNECTOR, RING 54 3/4
2			
1	3	R276093	RING, STANDARD



5'-0" LADDER ASSEMBLY 275898
 5'-0" CAGE ASSEMBLY STANDARD 275970

LAST PLOT: 18 JAN 78 DBI W.O.#

THIS DRAWING AND THE INFORMATION CONTAINED HEREIN IS AND SHALL REMAIN THE PROPERTY OF SHEET METAL CO. AND CANNOT BE USED OR REPRODUCED WITHOUT PERMISSION.

SHEET METAL CO. AUTOCAD R13
 MANUFACTURING CO. 2000 E. LEFFEL LANE SPRINGFIELD, OHIO

INSTALLATION INSTRUCTIONS, LADDER & CAGE
 FOR: 5' LADDER, ATOM

DATE	BY	CHKD	DATE
2/12/88	A		
1/14/88	B		

ORDER #
 DATE ORDER #
 18-JAN-78

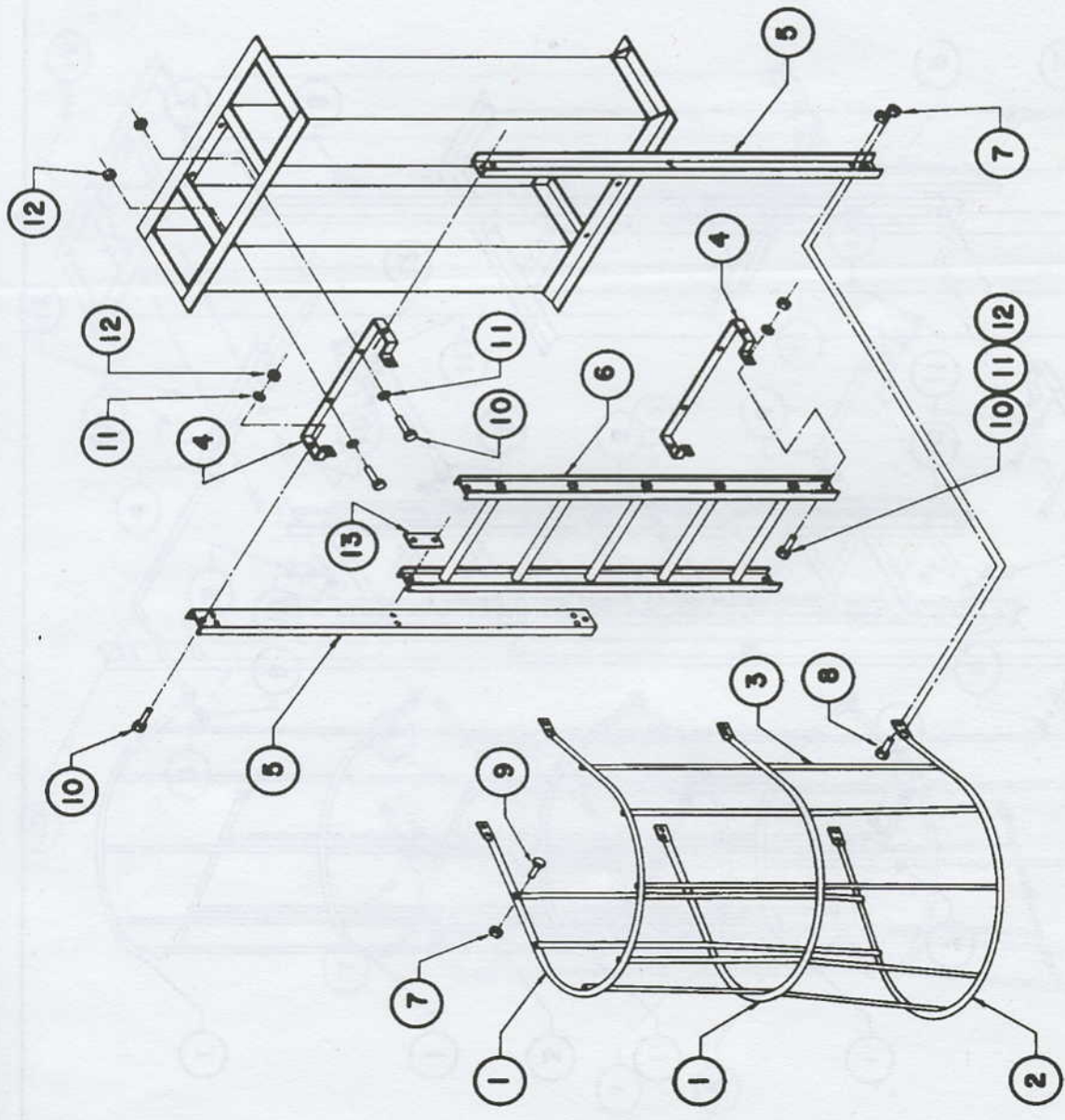
UNLESS OTHERWISE SPECIFIED, ALL DIMENSIONS SHALL BE: ANGULAR ±1/2° FINISH ±.015

DATE
 18-JAN-78

WEIGHT
 276066

BILL OF MATERIAL

ITEM	QTY	PART NUMBER	DESCRIPTION
13	2	275408	PLATE, SPLICE
12	12	400542	NUT, HEX 3/8-16, NYLON LOCK
11	12	400522	WASHER, FLAT 3/8
10	12	400082	BOLT, HEX HEAD 5/16-18 X 1 1/2
9	21	400045	BOLT, HEX HEAD 5/16-18 X 3/4
8	12	400042	NUT, HEX 5/16 X 18, NYLON LOCK
7	33	400541	LADDER 5 FOOT SECTION
6	1	451547	CHANNEL, RING MOUNTING
5	2	276096	BRACKET, LADDER
4	2	G276013	CONNECTOR, RING 54 3/4
3	7	276091	RING, ENTRANCE
2	1	R276094	RING, STANDARD
1	2	R276093	RING, STANDARD



5'-0" LADDER ASSEMBLY 275898
5'-0" CAGE ASSEMBLY WITH ENTRANCE 275968

LAST PLOT: 18 JAN 78 DBI W.O.#

THIS DRAWING AND THE INFORMATION CONTAINED HEREON IS AND SHALL REMAIN THE PROPERTY OF WEST MGT. CO. AND CANNOT BE USED OR REPRODUCED WITHOUT PERMISSION.

MANUFACTURING CO. AUTOCAD R13
2000 E. LEFFEL LANE SPRINGFIELD, OHIO

INSTALLATION INSTRUCTIONS, LADDER & CAGE
FOR: 5' LADDER, ATOM

DATE	BY	CHKD	DATE
1/24/78	C.S. 3/4/78	B	18-JAN-78

UNLESS OTHERWISE SPECIFIED, ALL DIMENSIONS SHALL BE APPROXIMATE TO NEAREST 1/16" DEC. & 0.015" MIN. TOLER. IN.

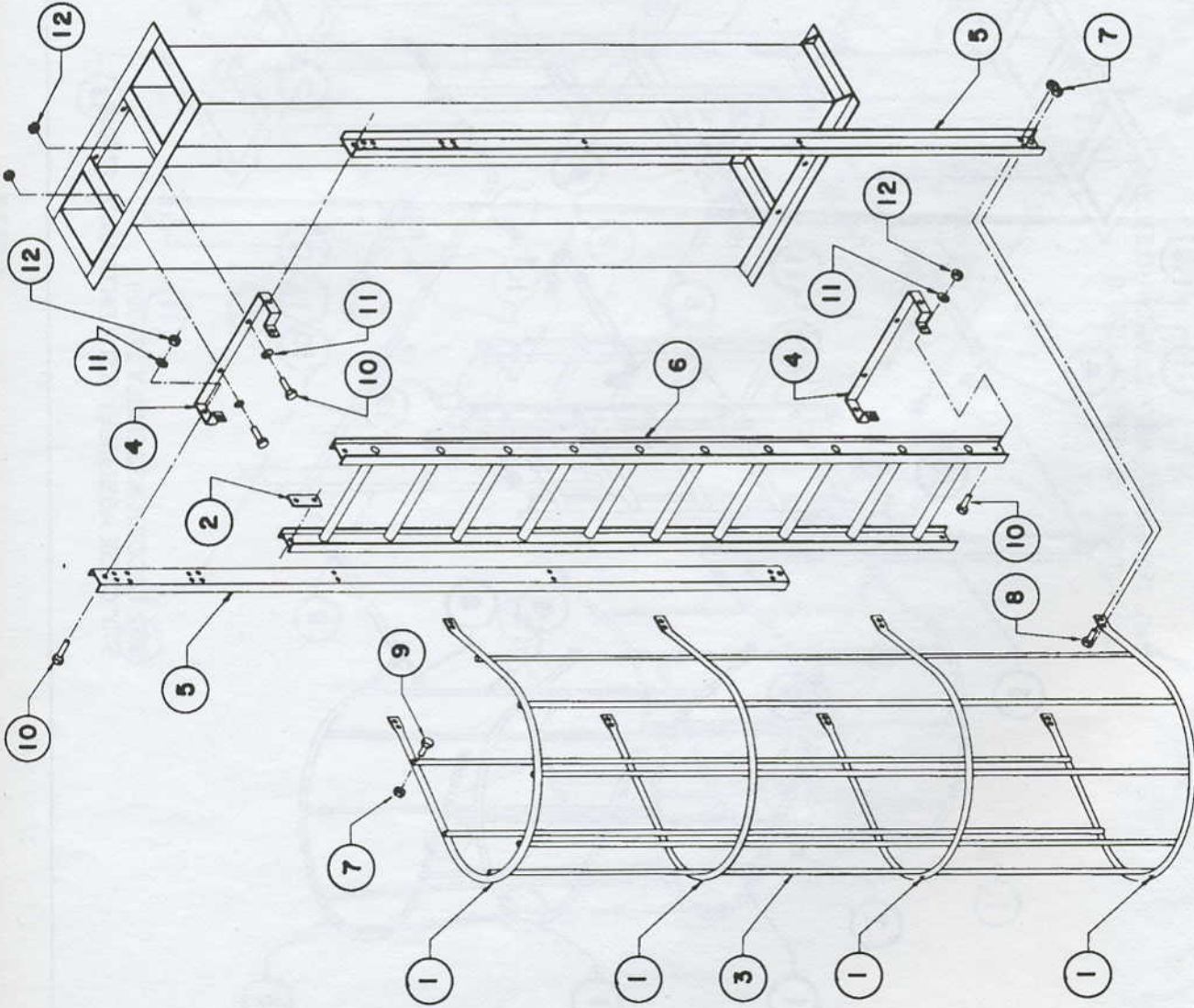
DATE: 18-JAN-78

NO. 276065

BILL OF MATERIAL

ITEM	QTY	PART NUMBER	DESCRIPTION
12	12	400542	NUT, HEX 3/8-16, NYLON LOCK
11	12	400522	WASHER, FLAT 3/8
10	12	400082	BOLT, HEX HEAD 3/8-16 X 1
9	28	400045	BOLT, HEX HEAD 5/16-18 X 1 1/2
8	16	400042	BOLT, HEX HEAD 5/16-18 X 3/4
7	44	400541	NUT, HEX 5/16 X 18, NYLON LOCK
6	1	451548	LADDER 10 FOOT SECTION
5	2	276095	CHANNEL, RING MOUNTING
4	2	G276013	BRACKET, LADDER
3	7	276089	CONNECTOR, RING 114 3/4
2	2	275408	PLATE, SPLICE
1	4	R276093	RING, STANDARD

10'-0" LADDER ASSY. 275899
 10'-0" CAGE ASSY. STANDARD 275971



LAST PLOT: 5/13/87

DBI W.O.#

THIS DRAWING AND THE INFORMATION CONTAINED HEREON
 IS UNCLASSIFIED EXCEPT WHERE SHOWN OTHERWISE
 AND CANNOT BE USED OR REPRODUCED WITHOUT PERMISSION.



2000 E. LEFFEL LANE
 SPRINGFIELD, OHIO

AUTOCAD R13
 INSTALLATION INSTRUCTIONS, LADDER & CAGE

FOR: 10' LADDER, ATOM

DATE: 11/81

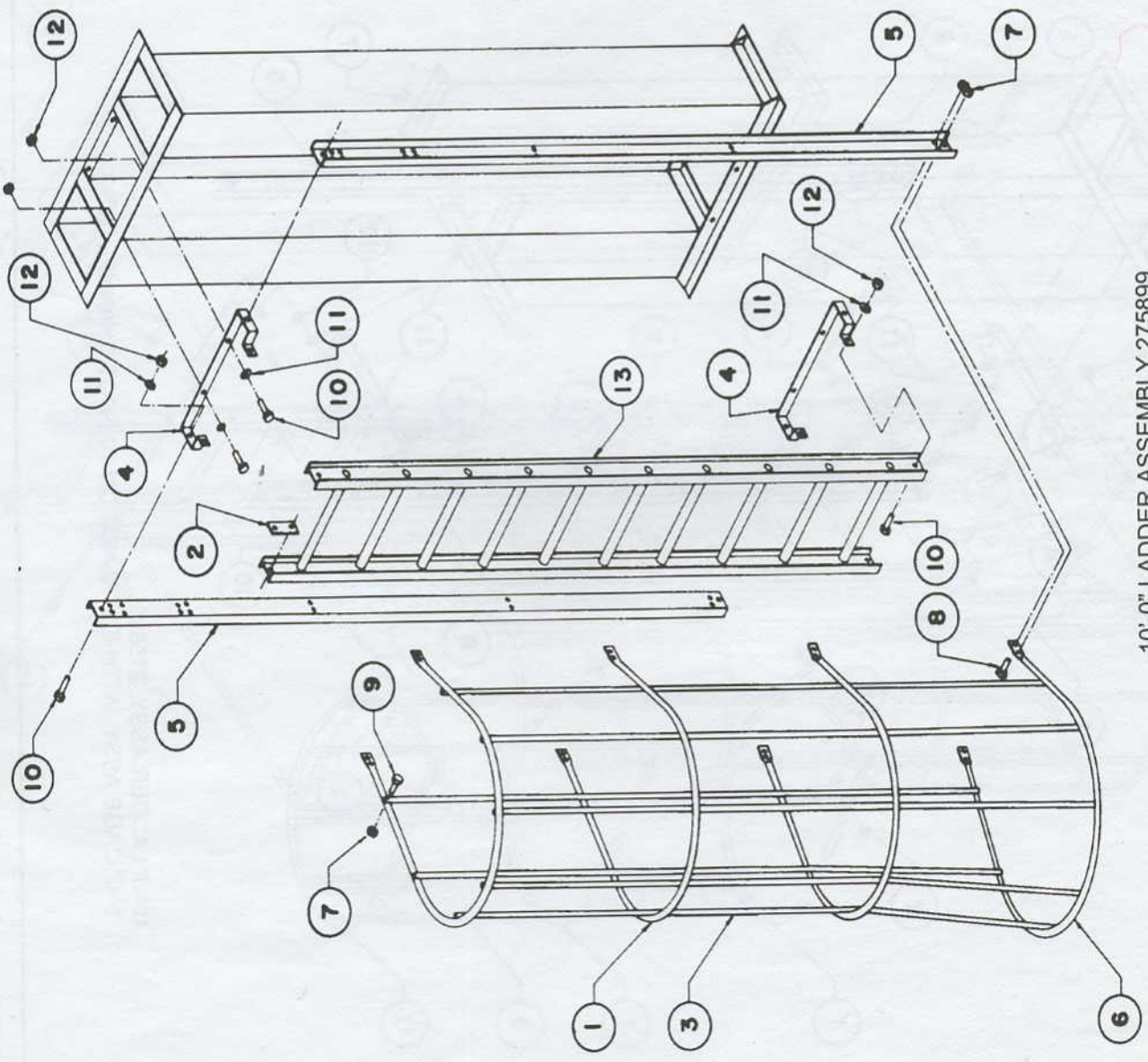
BY: C. VOGEL

17-FEB-78

276068

BILL OF MATERIAL

ITEM	QTY	PART NUMBER	DESCRIPTION
13	1	451548	LADDER, 10' SECTION
12	12	400542	NUT, HEX 3/8-16, NYLON LOCK
11	12	400522	WASHER, FLAT 3/8
10	12	400082	BOLT, HEX HEAD 3/8-16 X 1
9	28	400045	BOLT, HEX HEAD 5/16-18 X 1 1/2
8	16	400042	BOLT, HEX HEAD 5/16-18 X 3/4
7	44	400541	NUT, HEX 5/16 X 18, NYLON LOCK
6	1	R276094	RING, ENTRANCE
5	2	276095	CHANNEL, RING MOUNTING
4	2	G276013	BRACKET, LADDER
3	7	276089	CONNECTOR, RING 114 3/4
2	2	275408	PLATE, SPLICE
1	3	R276093	RING, STANDARD



10'-0" LADDER ASSEMBLY 275899
 10'-0" CAGE, ASSEMBLY, WITH ENTRANCE 275969

LAST PLOT: 14 FEB 78 DBI W.O.#

THIS DRAWING AND THE INFORMATION CONTAINED HEREON IS UNCLASSIFIED EXCEPT WHERE SHOWN OTHERWISE AND CANNOT BE USED OR REPRODUCED WITHOUT PERMISSION.

S 2000 E. LEFFEL LANE SPRINGFIELD, OHIO
 MANUFACTURING CO. AUTOCAD R13

INSTALLATION INSTRUCTIONS, LADDER & CAGE
 FOR: 10' LADDER, ATOM

DATE: 1/14/78
 DRAWN BY: J. VOGL
 CHECKED BY: J. VOGL
 SCALE: AS SHOWN
 SHEET NO.: 14-FEB-78
 DRAWING NO.: 276067

